



MISSISSIPPI
MEDICAL
CANNABIS
PROGRAM

MISSISSIPPI MEDICAL CANNABIS PROGRAM 2024 ANNUAL REPORT

Mississippi State Department of Health
Office of Medical Cannabis

Mississippi Department of Revenue
Mississippi Alcoholic Beverage Control

*Data Collected through 12/15/2024 Unless
Otherwise Noted





TABLE OF CONTENTS

1. Executive Summary
2. Financial Overview
3. 2024 Program Statistics

WELCOME MESSAGE

The Mississippi Medical Cannabis Program is committed to ensuring safe, regulated access to medical cannabis for qualified patients, while fostering a culture of compliance that promotes industry accountability and cultivates community well-being through education and awareness.

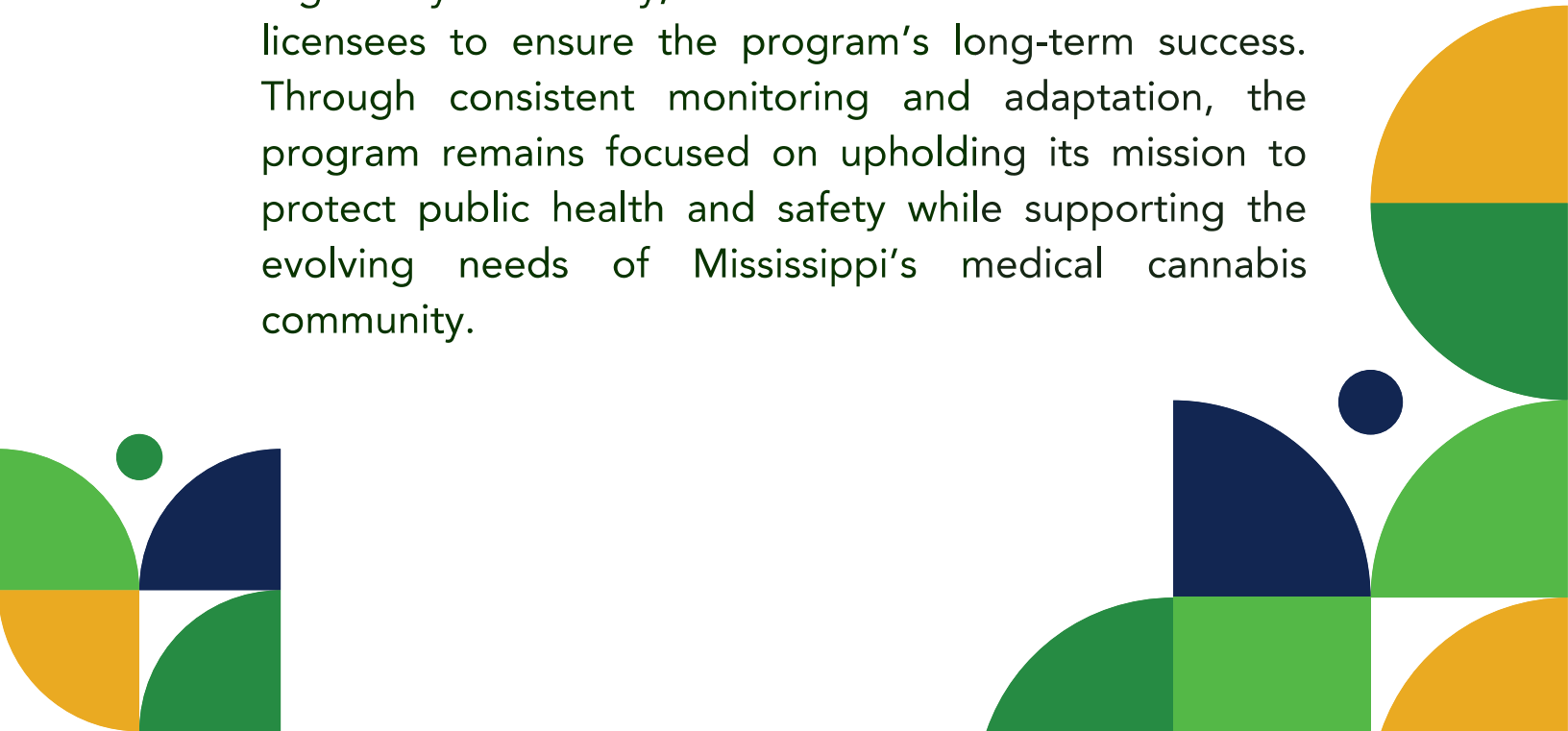




EXECUTIVE SUMMARY

The Mississippi Medical Cannabis Program (MMCP) fully embraced its regulatory, educational, and policy responsibilities in 2024. As regulators, we maintained rigorous oversight of the state's medical cannabis operations, ensuring compliance with all statutory and regulatory requirements. As educators, we collaborated with community stakeholders and industry partners on outreach initiatives, including development of targeted campaigns to promote safe and informed use of medical cannabis products. As policy advisers, we provided comprehensive technical guidance to state lawmakers and stakeholders, contributing to the development of thoughtful and effective cannabis policy.

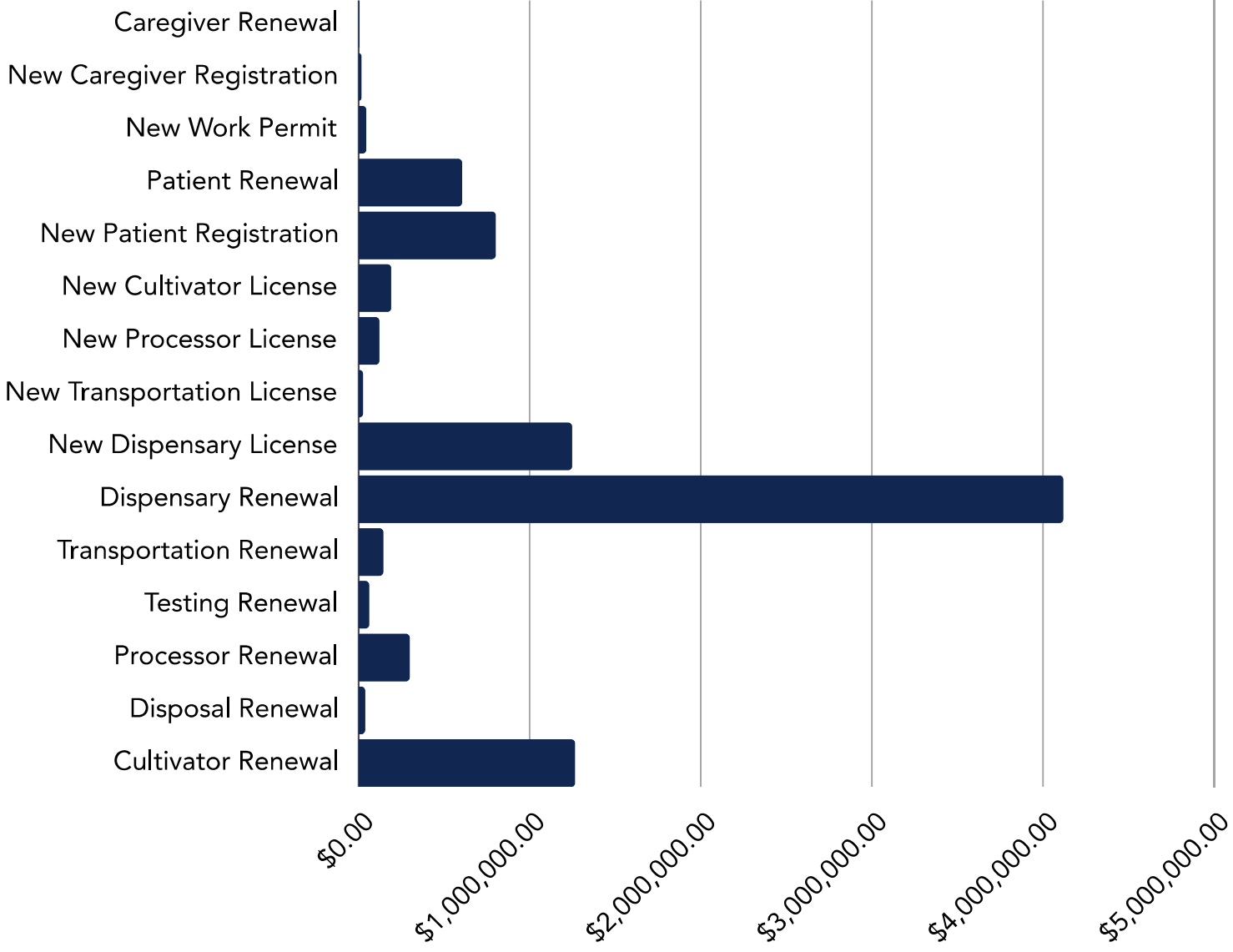
Building on these accomplishments, MMCP continues to work diligently to streamline processes, enhance regulatory efficiency, and foster collaboration with licensees to ensure the program's long-term success. Through consistent monitoring and adaptation, the program remains focused on upholding its mission to protect public health and safety while supporting the evolving needs of Mississippi's medical cannabis community.



FINANCIAL OVERVIEW



FEES COLLECTED



TOTAL FEES COLLECTED:
\$8,978,157.00

TAXES

01/01/24 - 12/30/24	Amount
Cannabis Excise Tax Holding	1,641,896.40
Clearing Account Cannabis	2,184.48)
Cannabis Excise Tax Total	1,639,711.92
Sales Tax-Cannabis rate code 83	
Cannabis Sales Tax Total	6,176,377.51

MSDH EXPENSES

	Fiscal Year 2024 (January 2024 - June 2024)	Fiscal Year 2025 (July 2024 - December 30, 2024)	Total Calendar Year 2024 Expenses
Salaries	840,117.84	784,301.33	1,624,419.17
Travel	6,131.36	26,024.44	32,155.80
Contractual	2,363,432.94	2,559,481.74	4,922,914.68
Commodities	13,139.82	72,319.06	85,458.88
Equipment/Vehicles	54,110.35	100,057.07	154,167.42
Indirect Costs	215,855.02	178,139.44	393,994.46
Total Expenses for Calendar Year 24	3,492,787.33	3,720,323.08	7,213,110.41

**MSDH FINES:
\$275,000**

MDOR EXPENSES

	FY 24 Total Expenses in Calendar Year 2024	FY 25 Total Expenses in Calendar Year 2024	Total of Expenses Incurred in Calendar Year 2024
Salaries	660,479.19		660,479.19
Travel	8,496.74		8,496.74
Contractual	25,205.23		25,205.23
Commodities	144,462.81	12,791.40	157,254.21
Equipment/Vehicles	8,426.00		8,426.00
Total Expenses for Calendar Year 24	847,069.97	12,791.40	859,861.37

MDOR FINES: \$0

PROGRAM STATISTICS





- Applications for New Patient Registration: 38,908
- Applications for Patient Renewal Registrations: 24,074
- New Patient Registrations Approved: 28,533
- Patient Renewal Registrations Approved: 20,281



- **Total Patient Cardholders (12/30/24): 49,626**
- Patient Cards Revoked: 0 (Note: This does not include cards deactivated by Practitioners because the Cardholder no longer meets the certification requirements.)



- Caregiver Applications Approved: 182
- Caregiver Renewal Applications Approved: 63
- Total Caregivers: 247
- Registered Certifying Practitioners: 258



- Total Work Permits: 4,661
- Total Licensed Disposal Entities: 6
- Total Licensed Cultivators: 61
- Total Licensed Microcultivators: 62
- Total Licensed Processors: 18
- Total Licensed Microprocessors: 16
- Total Licensed Transporters: 20
- Total Licensed Testing Labs: 4
- Total Licensed Dispensaries: 200



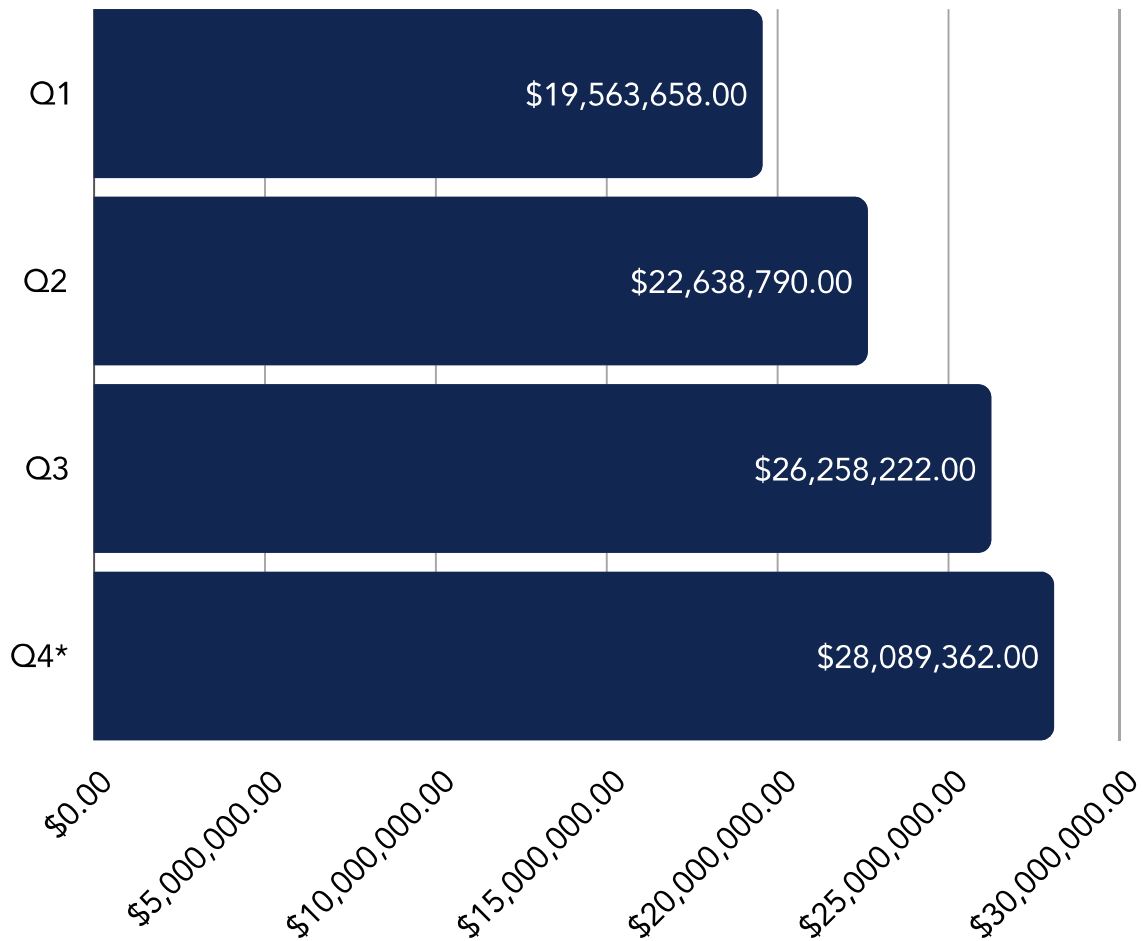
TOP 10 QUALIFYING CONDITIONS CERTIFIED:

1. Chronic pain syndrome
2. Post-traumatic stress disorder
3. Disease and/or Injury of Nerves or Spinal Cord/Neck/Back/Pelvis
4. Cancer
5. Muscle Spasm
6. Long term (current) use of opiate analgesic
7. Type 2 diabetes mellitus with neurological complications
8. Nausea
9. Glaucoma
10. Epilepsy and recurrent seizures

RETAIL SALES BY QUARTER

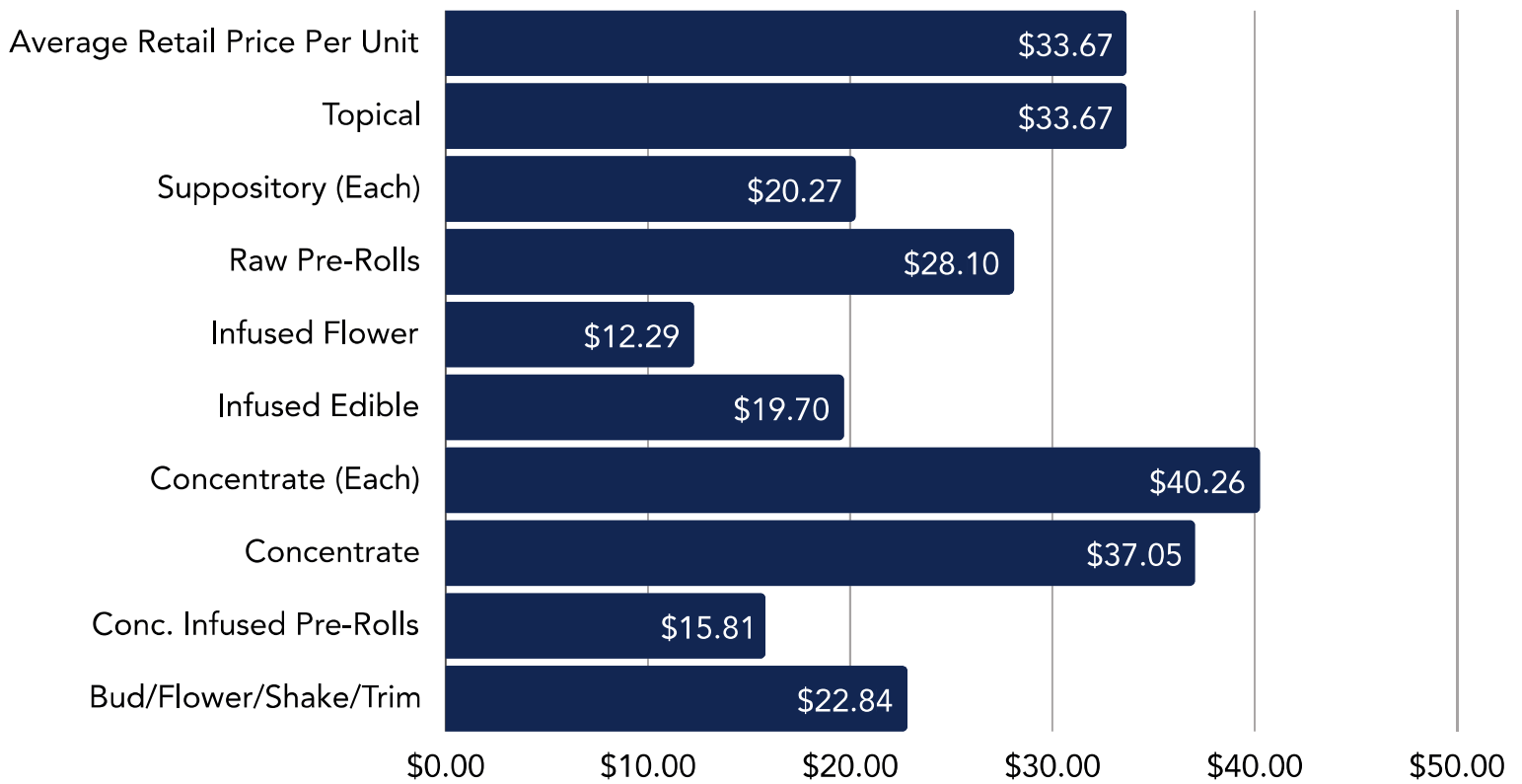
CY2024

(*Q4 THROUGH 12/29/24)

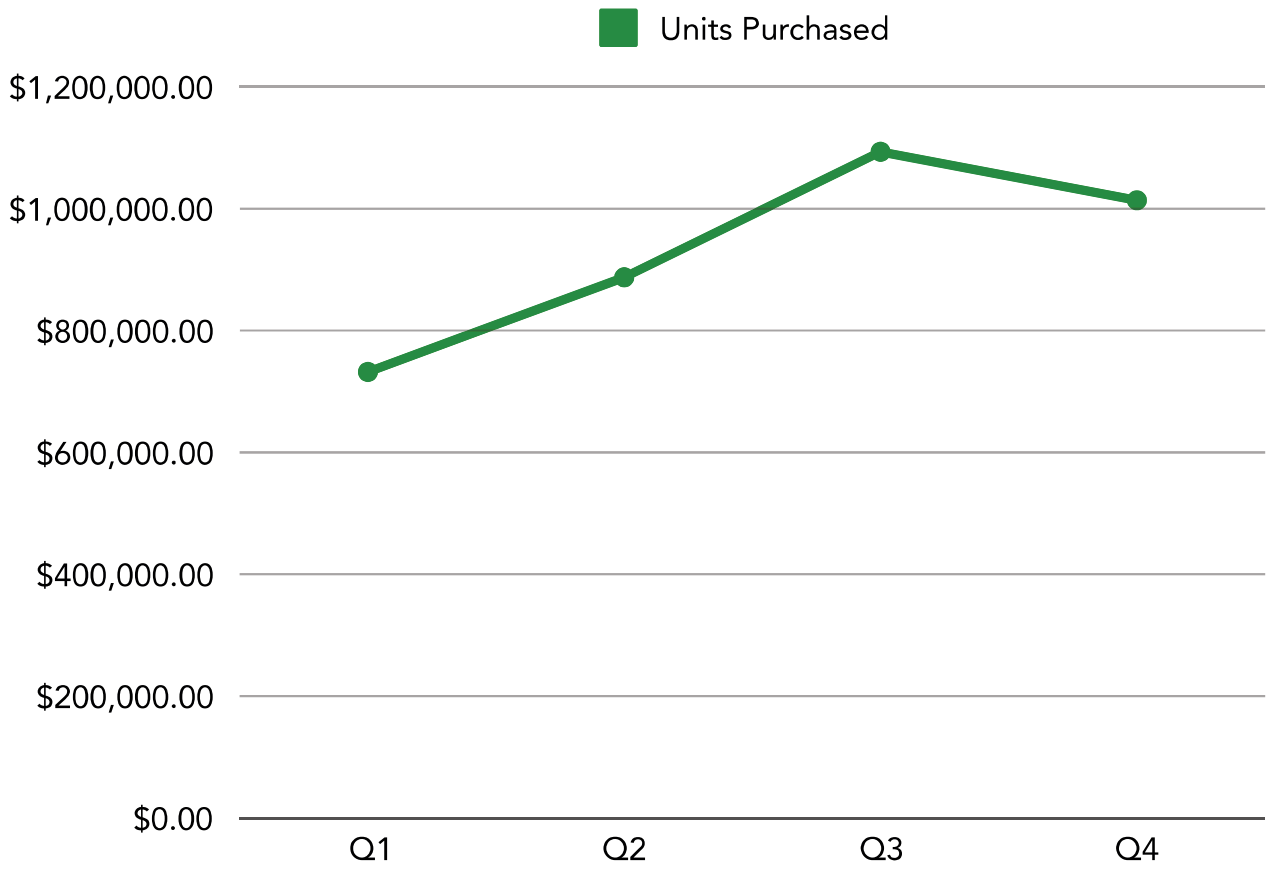


AVERAGE COST PER MMCEU YTD

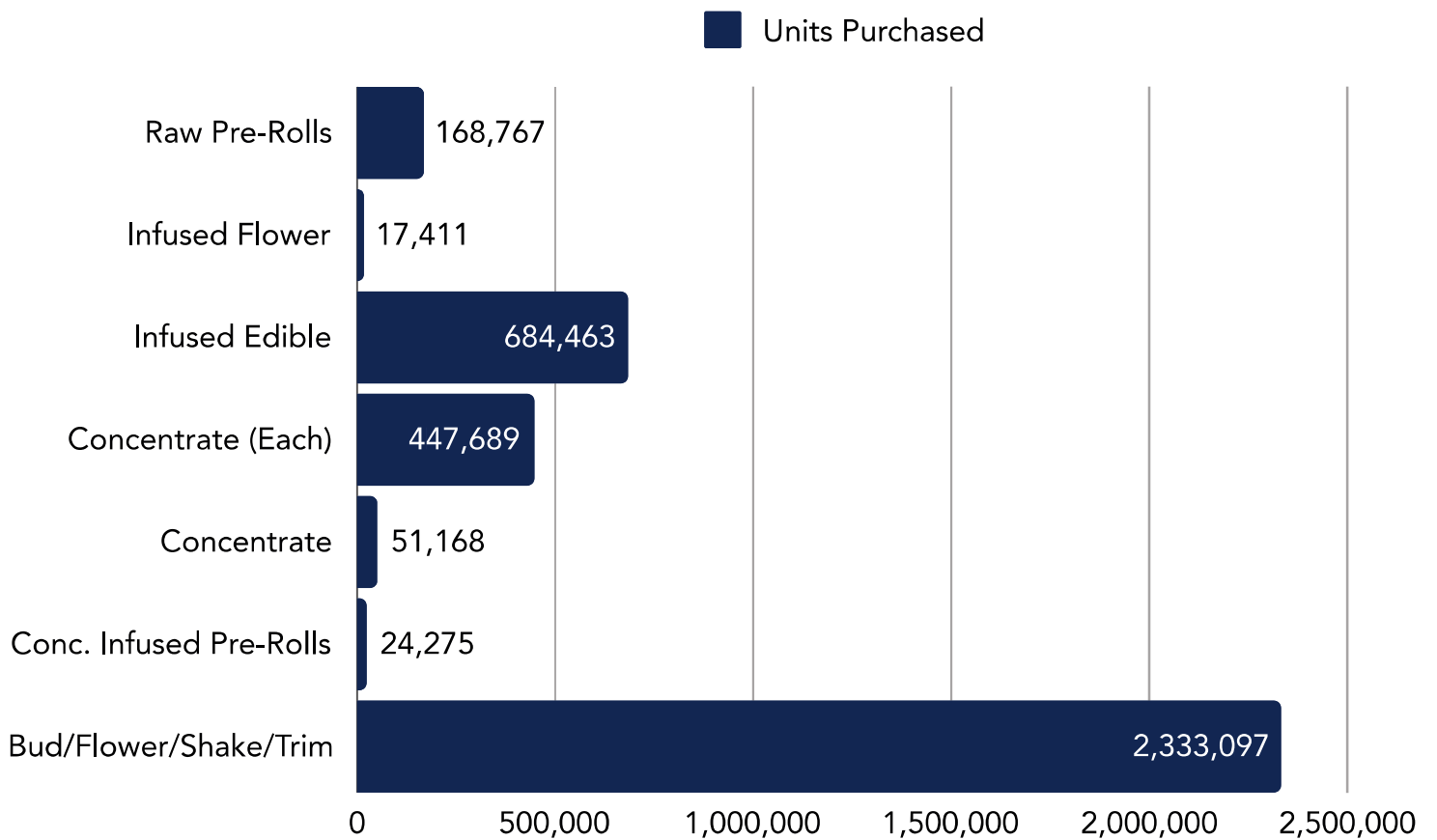
12/15/2024



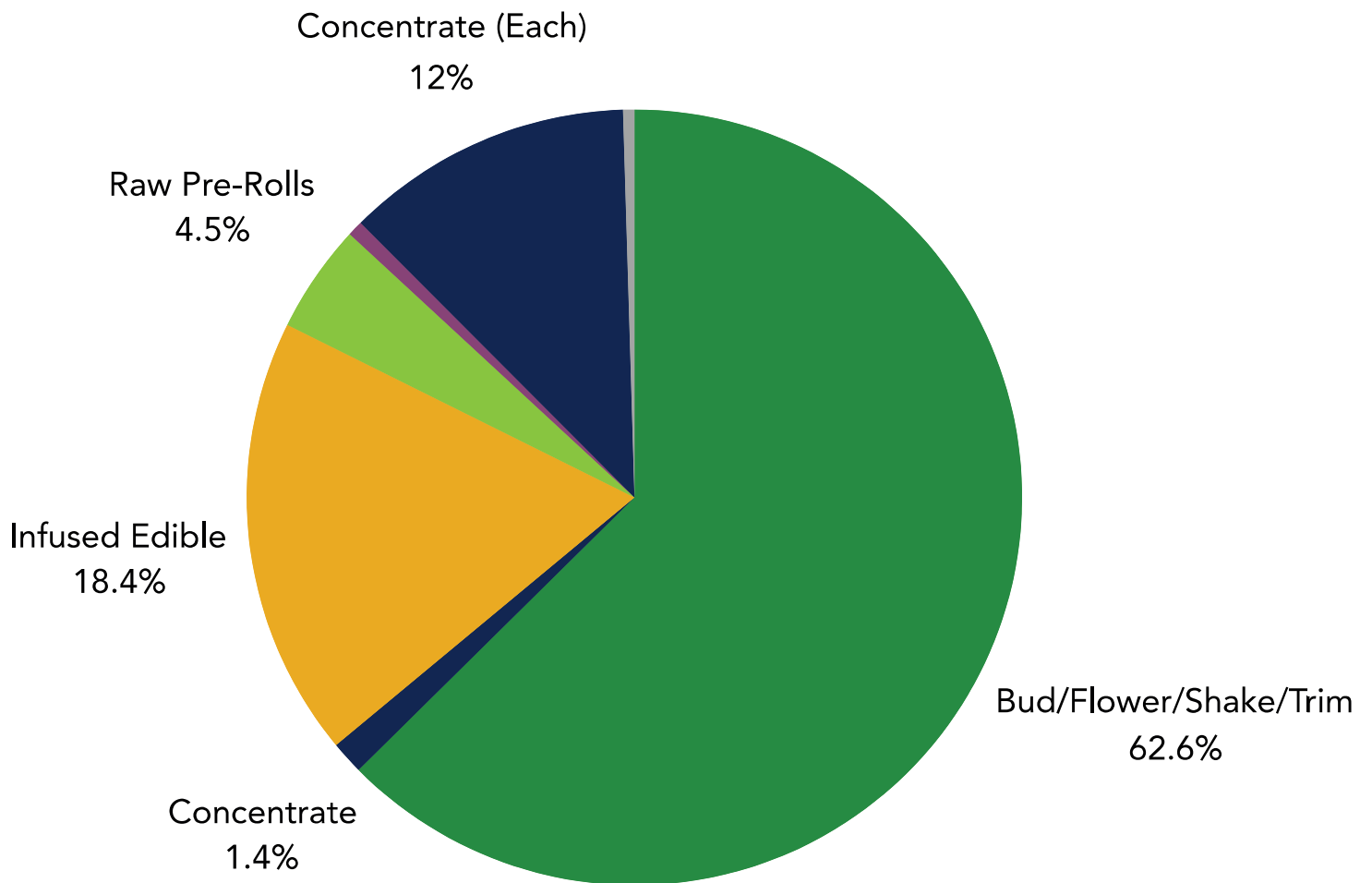
TOTAL MMCEUS PURCHASED BY QUARTER 2024



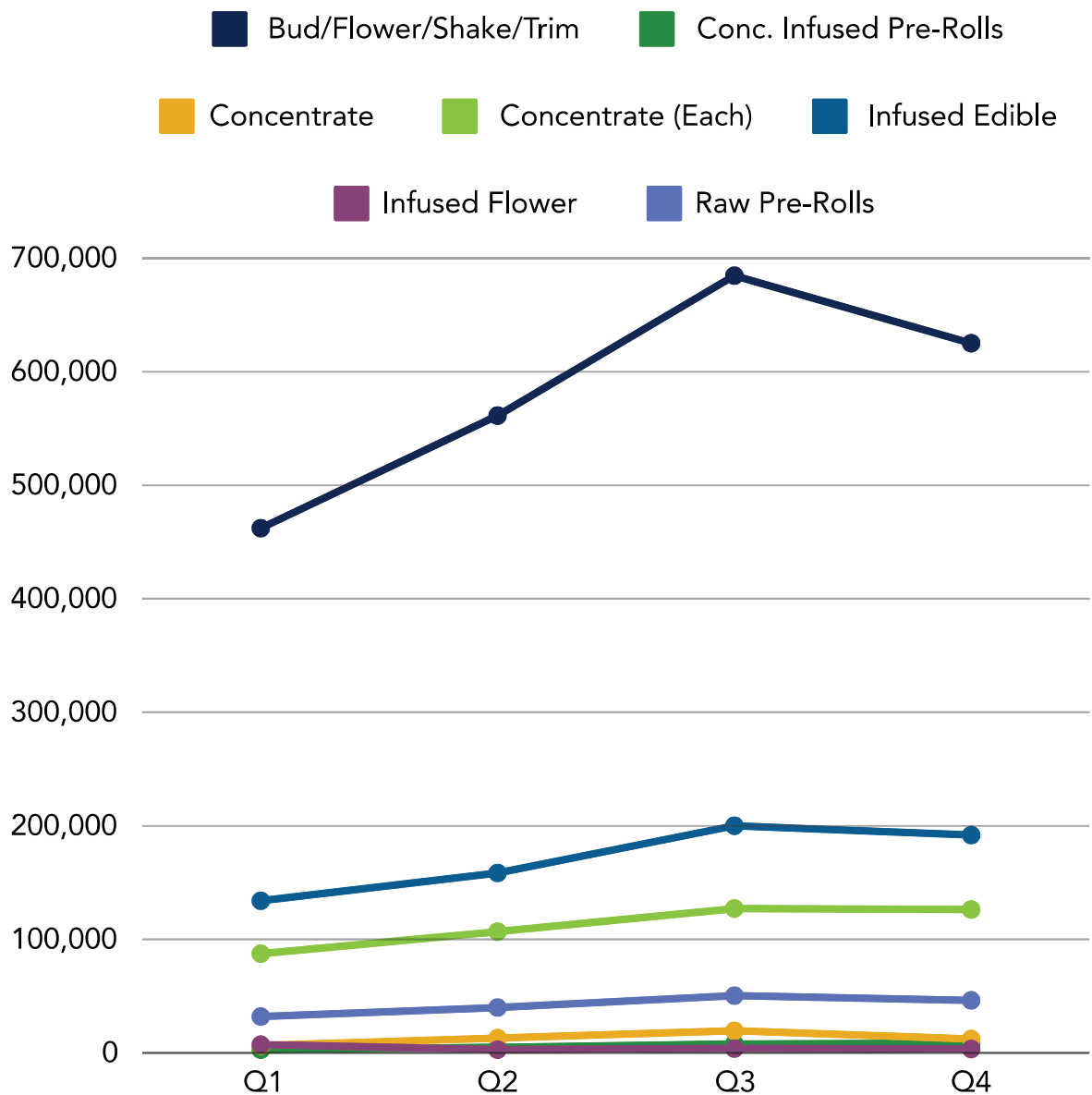
MMCEUS PURCHASED YTD 12/15/2024



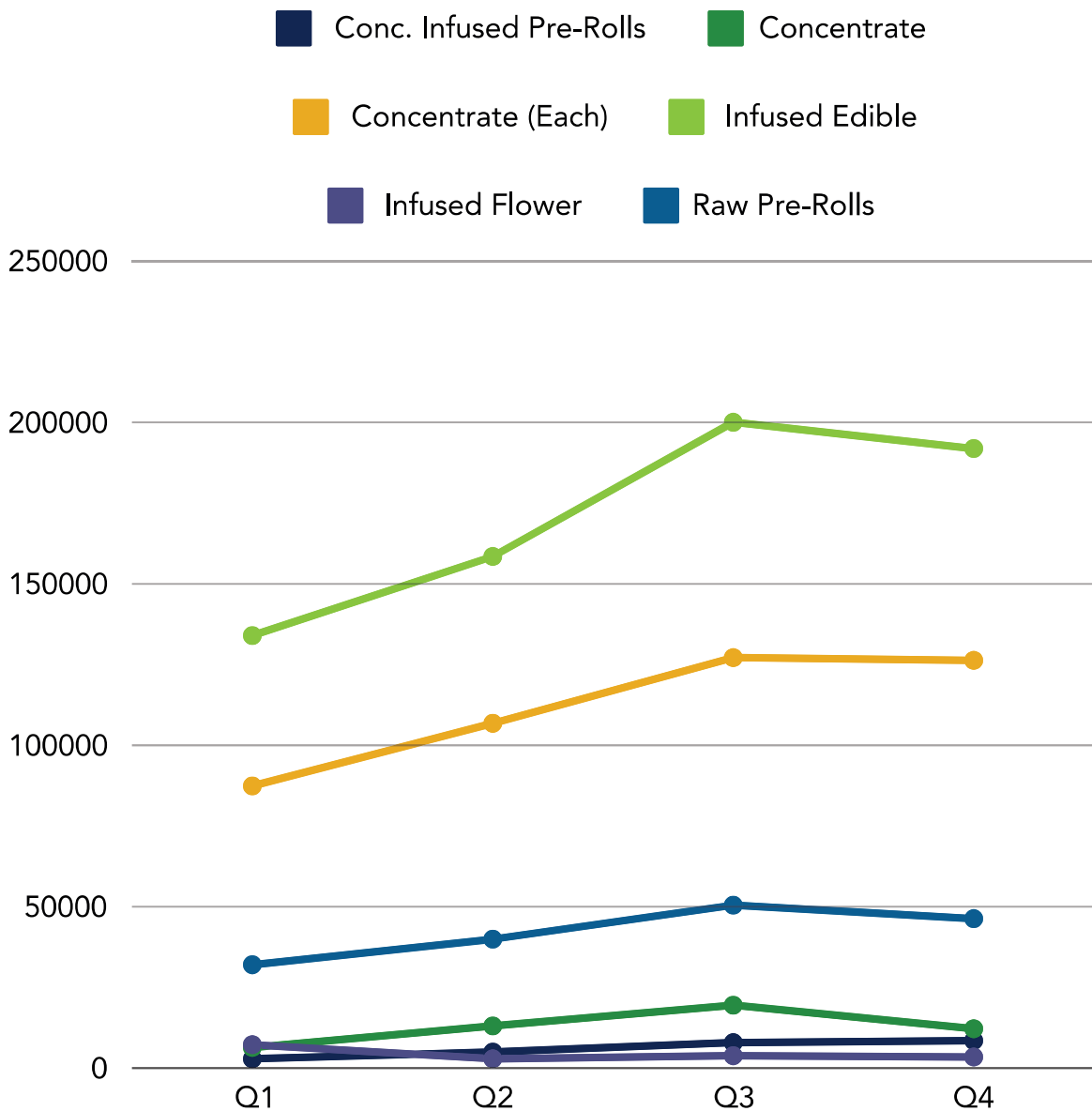
% MARKET SHARE BY CATEGORY



TOTAL MMCEUS PURCHASED BY QUARTER 2024



TOTAL MMCEUS PURCHASED BY CATEGORY THROUGH 12/15/2024 (EXCLUDING FLOWER PRODUCTS)





MISSISSIPPI
MEDICAL
CANNABIS
PROGRAM

WWW.MMCP.MS.GOV

